


RAASVIN®

PRODUCT CATALOGUE



RAASVIN RUBBERS PRIVATE LTD.

RAASVIN [®]





Certificate of Registration

This certificate has been awarded to

Raasvin Rubbers Pvt. Ltd.

Office- 25, MPLUN Complex, Sector-H, Industrial Estate, Govindpura, Bhopal, Madhya Pradesh, 462023, India, Works- 6-B, Sector-I, Road No.-21, Industrial Area, Govindpura, Bhopal, Madhya Pradesh, 462023, India

in recognition of the organization's Quality Management System which complies with

ISO 9001:2008

The scope of activities covered by this certificate is defined below

Design, Manufacture and Supply of Braided/Reinforced Hydraulic Hoses and Industrial Hoses i.e. Air/Vacuum Hose, Fuel/Oil Hose etc., Rubber Moulded Extrusion Components and Hose Assemblies

Certificate Number:

36773/A/0001/UK/En

Date of Issue: (Original)

21 October 2009

Date of Issue:

21 October 2012

Issue No:

2

Expiry Date:

20 October 2015

Issued by:

On behalf of the Schemes Manager



CONTENTS

INTRODUCTION

(01 - 04)

RAASVIN AT GLANCE	01
DEFINITE STYLE TO SELECT THE HOSE	02
EQUIVALENCE - DASH, DN, MM, INCH	03
ROBUST-HIGH ABRASION RESISTANT HOSE	04

HYDRAULIC HOSE

(05 - 19)

EN 853 1 SN (R- 1 SN)	05
EN 853 2 SN (R- 2 SN)	06
HIGH TEMP. HYDRAULIC HOSE (RHT-1)	07
HIGH TEMP. HYDRAULIC HOSE (RHT-2)	08
POWER PLUSE (RP - 2)	09
SAE 100 R 5C (R 5C)	10
SAE 100 R 5R (R 5R)	11
HIGH TEMP. (HEAT RESISTANT R5C) (RST-5C)	12
HIGH TEMP. (HEAT RESISTANT R5R) (RST-5R)	13
MINING HOSE (R-174)	14
EXTRA HIGH PRESSURE (R-EHP)	15
POWER JACK HOSE (R-JH)	16
EN 854 R3 (R-3)	17
EN 854 R6 (R-6)	18
EVEREST HOSE	19



INDUSTRIAL HOSE

(20 -36)

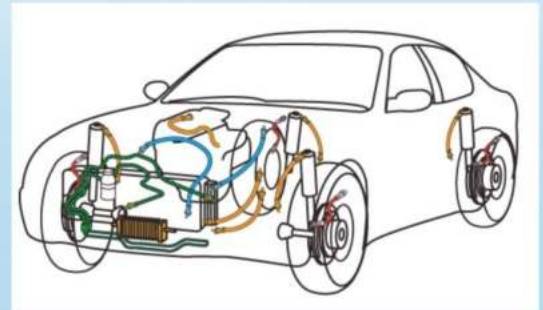
AIR / WATER HOSE (RAW)	20
HEAVY DUTY PNEUMATIC TOOL HOSE (R-PT)	21
ULTRA AIR / WATER HOSE (URAW)	22
ULTRA PNEUMATIC HOSE (URPT)	23
SUPER PNEUMATIC TOOL HOSE (R SPT)	24
ROCKDRILL HOSE (R RD -1)	25
ROCKDRILL HOSE (R RD -2)	26
MASTER RIG HOSE (MR 1)	27
MASTER RIG HOSE (MR 2)	28
SAND / SHOT BLAST HOSE (R SB)	29
CARBON FREE HOSE (R CF)	30
WELDING HOSE (R WH)	31
CHEMICAL HOSE (R CHEM-1)	32
CHEMICAL HOSE (R CHEM-2)	33
ROYAL STEAM HOSE (RS 1)	34
ROYAL STEAM HOSE (RS 2)	35
ROYAL STEAM HOSE (RS 3)	36



CONTENTS

AUTOMOTIVE HOSE**(37 - 58)**

SAE J30 R6 CNG (R - NG)	37
FUEL DISPENCING HOSE(R DH-1)	38
FUEL DISPENCING HOSE(R DH-2)	39
FUEL DISPENCING HOSE(R DH-3)	40
CAR WASH HOSE (R CW-1)	41
CAR WASH HOSE (R CW-2)	42
JET HOSE (R JTH - 1)	43
JET HOSE (R JTH -2)	44
FUEL / OIL HOSE RLW	45
FUEL / OIL HOSE RLCW	46
FUEL / OIL HOSE RLSS	47
RR 30 R2-1	48
RR 30 R2-2	49
RR 30 R4-2	50
RR 30 R3	51
RR 30 R7	52
AUTOMOTIVE A.C. HOSE (R AC -1)	53
AUTOMOTIVE A.C. HOSE (R AC -2)	54
AUTOMOTIVE A.C. HOSE (R AC -3)	55
AIR BRAKE HOSE SAE J 1402 (R ABH)	56
TRACTOR TROLLY HOSE	57



RAASVIN RUBBERS PRIVATE LTD

25, MPLUN COMPLEX, INDUSTRIAL ESTATE
GOVINDPURA, BHOPAL - 462023 (M.P.) INDIA
UNIT I - PLOT NO. 6-B, SECTOR - I
INDUSTRIAL ESTATE, GOVINDPURA, BHOPAL
UNIT II - MAHADEV PANI ROAD , SEHATGANJ
DIST. - RAISEN (M.P.)

CONTACT DETAILS -

PHONE - (91) 0755-2585838, 4260710, 4271757

FAX : (91) 0755 - 426079

email : raasvin@raasvin.com, sales@raasvin.com

Website : www.raasvin.com

RAASVIN AT A GLANCE

The company has come up with the Seventh Edition of Product Catalogue, to launch the achievements with higher pressure and wider range of hoses.

RAASVIN an ISO 9001:2008 Company engaged in manufacturing low & high pressure Hydraulic, Industrial and Automobile Hoses made to SAE, BS, ISO, BIS & DIN-EN specifications.

An Ambitious vision of Mr. RAM PRAKASH, the founder of the Organization with a committed path followed by cult of competent hands to grow the company to culminate.

RAASVIN, the company where, there is a team of dedicated work force, who believe in the sprit of team efforts and hard work to fulfill an ambition of achieving excellence.

RAASVIN, the company who delivers remarkable and unbeatable products to its valued customers, domestic and overseas.

The trained, intelligent & customer focused employees imbedded with company's values.

The Commitment to the job under taken by RAASVIN, is an inspiration for the values, attached to the Quality and work atmosphere.

RAASVIN wants to be the most preferred choice of the customer and continue to provide unmatched products and services, delivering value for the Money.

The Product is the result of highly efficient utilization of the Hi-Tech Machines from the US, Germany & Italy.

RAASVIN continuously adding and expanding the range of hoses, which is evident from its productivity, which jumped manifold over the couple of years.

RAASVIN's regular field tests, other than laboratory tests, have given the insight for rigorous, which the hoses undergo in the work areas. Because of such efforts company have been able to develop and explore the specifications, which is to be exceeded to achieve the customer's satisfaction.

We offer our services for greater satisfaction for the large variety of hoses, now under production, to our worthy consumers.

A definite style to select the hose

Remember the word... STUFFED

- S = Size
- T = Temperature
- U = Utility (Application)
- F = Fluid (Material to be conveyed)
- F = Force (Pressure)
- E = End Connections
- D = Delivery (Quantity of fluid transported / conveyed at given time)

SIZE

The inside diameter of the hose must be suitable to keep pressure loss to a minimum and avoid damage to the hose arising as a result of heat generation or excessive turbulence.

Hose outside diameter or Reinforced diameter, can be critical factor when hose cap / ferrule are being used.

TEMPERATURE

Both fluid and ambient temperature must be considered while selection. The hose selected, must be capable to withstand minimum and maximum temperature, care should be taken that temperature stated is not an intermittent value.

UTILITY (APPLICATION)

Determine where and how the hose / hose assembly is to be utilized.

A) Equipment Type: Make sure all the requirements of the application are fulfilled. While selecting a hose, its application should be considered i.e. Static / Moving / Flexing.

B) Operating Pressure: Check individual hose specifications for operating pressure. The working pressure or operating pressure is one fourth the burst pressure of the hose.

C) Pressure Surges: In hydraulic systems, where pressure surges are severe, increase the safety factor while selecting the proper hose (safety factor working / burst = 1/5).

D) Environment conditions : Care must be taken to ensure that the hose and end connections are either compatible with or protected from the environment to which they are exposed. Environment conditions, including but not limited to ultraviolet, heat, ozone, moisture, water, salt water, chemicals and air pollutant can cause degradation and premature failure and therefore must be considered.

E) Mechanical Load : External Forces can significantly reduce the life of hose. Mechanical Loads, considered include excessive flexing, twisting, kinking, tensile or side loads, bend radius and vibration. Use of swivel type fittings or adoptors may be required to ensure no twist is put into the hose. Unusual applications may require special testing prior to hose selection.

F) Hose Construction : Different utilization / applications may require different hose construction. For construction check, individual hose specifications.

G) Abrasion : Though hose is designed with a reasonable level of abrasion resistance. Ensure care is taken to protect the hose from excessive abrasion, which can result in erosion, snagging and cutting of the hose cover resulting in reinforcement Exposure, which will significantly accelerate hose failure.
In case of high abrasive conditions RAASVIN hose of ROBUST series are recommended.

FLUID TO BE CONVEYED

Hose selection must assure compatibility of the hose tube, cover, reinforcement and end connections with the fluid used.

FORCE (PRESSURE)

The system pressure should not exceed the mentioned operating pressure of hose. If the pressure exceeds, recommended operating pressure, hose life will shorten.

Pressure Drop : When pressurised fluid is flowing through the hose, there is a certain amount of pressure difference between intake and outlet points. This phenomenon is termed as "Pressure Drop". This is due to gradual decrease in the pressure of the fluid along the length. This aspect is being considered while designing the hose.

TYPE OF END CONNECTIONS

A very special care should be taken to ensure proper compatibility between hose and the end connections.

DELIVERY:

It depends on the system length and inner diameter. Proper design ensures uniform delivery.

EQUIVALENCE DASH NO. - DN MM INCH ALL HOSE EXCEPT SAE 100 R5 SERIES

DASH NO.	INCHES	DN	MM
-3	3/16"	05	4.8
-4	1/4"	06	6.4
-5	5/16"	08	7.9
-6	3/8"	10	9.5
-8	1/2"	12	12.7
-10	5/8"	16	15.9
-12	3/4"	20	19.1
-16	1"	25	25.4
-20	1-1/4"	32	31.8
-24	1-1/2"	40	38.1
-32	2"	50	50.8

SAE 100 R5 SERIES

DASH NO.	INCHES	DN	MM
-4	3/16"	05	4.8
-5	1/4"	06	6.4
-6	5/16"	08	7.9
-8	13/32"	10	9.5
-10	1/2"	12	12.7
-12	5/8"	16	15.9
-16	7/8"	22	22.2
-20	1-1/8"	29	28.7
-24	1-3/8"	35	37.9
-32	1-13/16"	46	46.0

ROBUST

HIGH ABRASION RESISTANT HOSE

Wearing out of cover of a hose during application is a widely known reason for exposure of reinforcement and subsequently premature failure of hose.

A Hydraulic Hose in use particularly in Construction, Earthmoving, Drilling and Mining operations always suffers continuous friction or banging with abrasive surfaces.

So far protective metal or plastic sheathing was one of the widely used protections for Hydraulic Hoses being used in abrasive environment. But this process is inadequate in many applications.

Raasvin offers its new addition to the range of Products. "ROBUST" HIGH ABRASION RESISTANT hose to eliminate the wearing out related problem once and for all.

Various hose surface endurance tests have shown hundredfold improved resistance to abrasion as compared to presently available hoses. Added benefits are in its high chemical, Weather, Ozone and Oil resistance.

There are Two fold cost benefits for the users of ROBUST 'HIGH ABRASION RESISTANT' hose.

1. Hose cover wearing will be negligible compared to presently available hose and hence, will ensure much longer service life.
2. No. Protective sheathing will be required.

Sales and Service Department of RAASVIN RUBBERS PRIVATE LTD. Is there for any further enquiry and assistance.

HIGH ABRASION RESISTANT HOSE i.e. ROBUST AVAILABLE IN ALL VARIANT OF RAASVIN HOSE.

HYDRAULIC HOSE



SAE100 R1 AT/EN853 1SN 501

(R 1SN)



APPLICATION	HYDRAULIC SYSTEM WITH PETROLEUM OR WATER BASED FLUID & FOR FUEL AND LUBRICATING OILS
LINING	BLACK OIL RESISTANT SYNTHETIC RUBBER COMPOUND
REINFORCEMENT	ONE HIGH TENSILE BRASS COATED STEEL WIRE BRAID.
COVER	ABRASION, OZONE AND WEATHER RESISTANT SYNTHETIC RUBBER COMPOUND
TEMP,RANGE	-40°C TO 100°C. (INTERMITTENT USE UPTO 125°C.)
IMPULSE	1,50,000 CYCLES
OPTIONS	ROBUST -HIGH ABRASION RESISTANT COVER

PRODUCT CODE	DASH NO	DN	NOMINAL BORE		MEAN DIA-METER OVER WIRE	MEAN OUTER COVER DIA-METER	MAXIMUM WORKING PRESSURE		MINIMUM BRUST PRESSURE		MINIMUM BEND RADIUS	
			INCH	M.M	M.M	M.M	PSI	BAR	PSI	BAR	INCH	MM
50103	-3	5	3/16	4.8	10.6	12.7	3625	250	14500	1000	3.8	95
50104	-4	6	1/4	6.4	11.2	13.5	3265	225	13060	900	4.0	102
50105	-5	8	5/16	7.9	12.7	15.0	3120	215	12480	860	4.5	114
50106	-6	10	3/8	9.5	15.1	17.4	2610	180	10440	720	5.0	127
50108	-8	12	1/2	12.7	18.2	20.6	2320	160	9280	640	7.0	178
50110	-10	16	5/8	15.9	21.2	24.0	1890	130	7560	520	8.0	203
50112	-12	20	3/4	19.0	25.4	28.4	1525	105	6100	420	9.5	241
50116	-16	25	1	25.4	33.3	36.6	1275	88	5100	352	12.0	305
50120	-20	32	1-1/4	31.8	40.0	43.0	915	63	3660	252	16.5	419
50124	-24	38	1-1/2	38.1	46.4	50.4	725	50	2900	200	20.0	508
50132	-32	50	2	50.8	59.5	63.5	580	40	2320	160	25.0	635

SAE100 R2 AT/EN853 2SN 502

(R 2SN)



APPLICATION	HYDRAULIC SYSTEM WITH PETROLEUM OR WATER BASED FLUID & FOR FUEL AND LUBRICATING OILS
LINING	BLACK OIL RESISTANT SYNTHETIC RUBBER COMPOUND
REINFORCEMENT	TWO HIGH TENSILE BRASS COATED STEEL WIRE BRAIDS.
COVER	ABRASION, OZONE AND WEATHER RESISTANT SYNTHETIC RUBBER COMPOUND
TEMP, RANGE	-40°C TO 100°C. (INTERMITTENT USE UPTO 125°C.)
IMPULSE	2,00,000 CYCLES
OPTIONS	ROBUST -HIGH ABRASION RESISTANT COVER

PRODUCT CODE	DASH NO	DN	NOMINAL BORE		MEAN DIA-METER OVER WIRE	MEAN OUTER COVER DIA-METER	MAXIMUM WORKING PRESSURE		MINIMUM BRUST PRESSURE		MINIMUM BEND RADIUS	
			INCH	M.M	M.M	M.M	PSI	BAR	PSI	BAR	INCH	MM
50203	-3	5	3/16	4.8	12.2	14.2	6020	415	24000	1660	3.8	95
50204	-4	6	1/4	6.4	12.7	15.1	5800	400	23200	1600	4.0	102
50205	-5	8	5/16	7.9	14.3	16.7	5100	350	20400	1400	4.5	114
50206	-6	10	3/8	9.5	16.7	19.1	4800	330	19200	1320	5.0	127
50208	-8	12	1/2	12.7	19.8	22.2	4000	276	16000	1103	7.0	178
50210	-10	16	5/8	15.9	23.1	26.0	3600	250	14400	1000	8.0	203
50212	-12	20	3/4	19.0	27.0	30.4	3100	215	12400	860	9.5	241
50216	-16	25	1	25.4	35.0	38.5	2400	165	9600	660	12.0	305
50220	-20	32	1-1/4	31.8	44.5	48.3	1800	125	7200	500	16.5	419
50224	-24	38	1-1/2	38.1	51.0	54.7	1130	90	5200	360	20.0	508
50232	-32	50	2	50.8	63.5	67.4	1160	80	4640	320	25.0	635

RHT-1 HIGH TEMP. HYDRAULIC HOSE (ONE WIRE BRAID) H501

(RHT 1)



APPLICATION	HYDRAULIC APPLICATION USED FOR HIGH TEMP. MINERAL OIL AND DIESEL UPTO 90°C AND WATER BASE FLUID UPTO 120°C
LINING	SPECIAL SYNTHETIC RUBBER COMPOUND RESISTANT TO OIL AND HIGH TEMP
REINFORCEMENT COVER	ONE HIGH TENSILE BRASS COATED STEEL WIRE BRAID. SYNTHETIC RUBBER COMPOUND - RESISTANT TO ABRASION, OZONE, OIL, HEAT AND WEATHER.
TEMP, RANGE	-40°C TO 150°C.
MPULSE	1,50,000 CYCLES
OPTIONS	ROBUST -HIGH ABRASION RESISTANT COVER

PRODUCT CODE	DASH NO	DN	NOMINAL BORE		MEAN DIA-METER OVER WIRE	MEAN OUTER COVER DIA-METER	MAXIMUM WORKING PRESSURE		MINIMUM BRUST PRESSURE		MINIMUM BEND RADIUS	
			INCH	M.M	M.M	M.M	PSI	BAR	PSI	BAR	INCH	MM
H50104	-4	6	1/4	6.5	11.2	13.5	3265	225	13060	900	4.0	102
H50105	-5	8	5/16	7.9	12.7	15.0	3120	215	12480	860	4.5	114
H50106	-6	10	3/8	9.5	15.1	17.4	2610	180	10440	720	5.0	127
H50108	-8	12	1/2	12.7	18.2	20.6	2320	160	9280	640	7.0	178
H50110	-10	16	5/8	15.9	21.2	24.0	1890	130	7560	520	8.0	203
H50112	-12	20	3/4	19.0	25.4	28.4	1526	105	6100	420	9.5	241
H50116	-16	25	1	25.4	33.3	36.6	1276	88	5100	352	12.0	305
H50120	-20	32	1-1/4	31.8	40.0	43.0	915	63	3600	252	16.5	419
H50124	-24	38	1-1/2	38.1	46.4	50.4	725	50	2900	200	20.0	508
H50132	-32	50	2	50.8	59.5	63.6	580	40	2320	160	25.0	635

RHT-2 HIGH TEMP. HYDRAULIC HOSE (TWO WIRE BRAID) H502

(RHT 2)



APPLICATION	HYDRAULIC APPLICATION USED FOR HIGH TEMP. MINERAL OIL AND DIESEL UPTO 90°C AND WATER BASE FLUID UPTO 120 C
LINING	SPECIAL SYNTHETIC RUBBER COMPOUND RESISTANT TO OIL AND HIGH TEMP
REINFORCEMENT COVER	TWO HIGH TENSILE COATED STEEL WIRE BRAIDS. SYNTHETIC RUBBER COMPOUND - RESISTANT TO ABRASION, OZONE,OIL,HEAT AND WEATHER.
TEMP,RANGE	-40°C TO 150°C.
MPULSE	2,00,000 CYCLES
OPTIONS	ROBUST -HIGH ABRASION RESISTANT COVER

PRODUCT CODE	DASH NO	DN	NOMINAL BORE		MEAN DIA-METER OVER WIRE	MEAN OUTER COVER DIA-METER	MAXIMUM WORKING PRESSURE		MINIMUM BRUST PRESSURE		MINIMUM BEND RADIUS	
			INCH	M.M	M.M	M.M	PSI	BAR	PSI	BAR	INCH	MM
H50204	-4	6	1/4	6.4	12.1	15.1	5800	400	23200	1600	4.0	102
H50205	-5	8	5/16	7.9	14.3	16.7	5100	350	20400	1400	4.5	114
H50206	-6	10	3/8	9.5	16.7	19.1	4800	330	19200	1320	5.0	127
H50208	-8	12	1/2	12.7	19.8	22.2	4000	276	16000	1103	7.0	178
H50210	-10	16	5/8	15.9	23.1	26.0	3600	250	14400	1000	8.0	203
H50212	-12	20	3/4	19.0	27.0	30.4	3100	215	12400	860	9.5	241
H50216	-16	25	1	25.4	35.0	38.5	2400	165	9600	660	12.0	305
H50220	-20	32	1-1/4	31.8	44.5	48.3	1800	125	7200	500	16.5	419
H50224	-24	38	1-1/2	38.1	51.0	54.7	1300	90	5200	360	20.0	508
H50232	-32	50	2	50.8	63.5	67.4	1160	80	4640	320	25.0	635

POWER PULSE (TWO WIRE BRAID) 70PP

(RP-2)



APPLICATION	HEAVY DUTY HYDRAULIC SYSTEM WITH PETROLEUM OR WATER BASED FLUID.
LINING	OIL RESISTANT SYNTHETIC RUBBER COMPOUND.
REINFORCEMENT	TWO HIGH TENSILE BRASS COATED STEEL WIRE BRAIDS.
COVER	SYNTHETIC RUBBER COMPOUND - RESISTANT TO ABRASION, WEATHER AND OZONE.
TEMP,RANGE	-40°C TO 100°C (INTERMITTED USE UPTO 120°C.)
IMPULSE	2,00,000 CYCLES
OPTIONS	ROBUST -HIGH ABRASION RESISTANT COVER

PRODUCT CODE	DASH NO	DN	NOMINAL BORE		MEAN DIA-METER OVER WIRE	MEAN OUTER COVER DIA-METER	MAXIMUM WORKING PRESSURE		MINIMUM BRUST PRESSURE		MINIMUM BEND RADIUS	
			INCH	M.M	M.M	M.M	PSI	BAR	PSI	BAR	INCH	MM
70PP06	6	10	3/8	9.5	16.7	19.1	5250	362	21000	1448	5.0	127
70PP08	8	12	1/2	12.7	19.8	22.2	5150	355	20600	1420	7.0	178
70PP10	10	16	5/8	15.9	23.1	26.0	4400	303	17600	1212	8.0	203
70PP12	12	20	3/4	19.0	27.0	30.4	3900	270	15600	1080	9.5	241
70PP16	16	25	1	25.4	35.0	38.5	3100	213	12400	852	12.0	300
70PP20	20	32	1-1/4	31.8	43.5	47.5	2250	155	9000	620	16.5	419

SAE 100 R5C 505 C

(R 5C)



APPLICATION	HYDRAULIC SYSTEM WITH PETROLEUM OR WATER BASED FLUID & FOR FUEL AND LUBRICATING OILS.
LINING	OIL RESISTANT SYNTHETIC RUBBER COMPOUND.
REINFORCEMENT	ONE TEXTILE BRAID & ONE HIGH TENSILE BRASS COATED STEEL WIRE BRAID.
COVER	OIL AND MILDEW RESISTANT RUBBER IMPREGNATED COTTON COVER.
TEMP,RANGE	-40°C TO 100°C.
IMPLUSE	UPTO 7/8 INCH(22.20MM) 1,50,000 CYCLE. FROM 1-1/8 INCH(28.70MM)1,00,000 CYCLE

PRODUCT CODE	DASH NO	DN	NOMINAL BORE		MEAN OUTER COVER DIA-METER	MAXIMUM WORKING PRESSURE		MINIMUM BRUST PRESSURE		MINIMUM BEND RADIUS	
			INCH	M.M	M.M	PSI	BAR	PSI	BAR	INCH	MM
505C04	-4	5	3/16	4.8	13.10	3000	207	12000	828	3.0	76
505C05	-5	6	1/4	6.4	14.70	3000	207	12000	828	3.4	86
505C06	-6	8	5/16	7.9	17.10	2250	155	9000	621	4.0	102
505C08	-8	10	13/32	10.3	19.40	2000	138	8000	552	4.6	117
505C10	-10	12	1/2	12.7	23.40	1750	121	7000	483	5.5	140
505C12	-12	16	5/8	15.9	27.40	1500	103	6000	414	6.5	165
505C16	-16	22	7/8	22.2	31.40	800	55	3200	221	7.4	187
505C20	-20	29	1-1/8	28.7	38.10	625	43	2500	172	9.0	229
505C24	-24	35	1-3/8	34.9	44.50	500	34	2000	138	10.5	267
505C32	-32	46	1-13/16	46.0	57.00	350	24	1400	97	13.2	337

SAE 100 R5R 505 R

(R 5R)



APPLICATION	HYDRAULIC SYSTEM WITH PETROLEUM OR WATER BASED FLUID & FOR FUEL AND LUBRICATING OILS.
LINING	BLACK OIL RESISTANT SYNTHETIC RUBBER COMPOUND.
REINFORCEMENT	ONE TEXTILE BRAID & ONE HIGH TENSILE BRASS COATED STEEL WIRE BRAID.
COVER	ABRASION, OZONE AND WEATHER RESISTANT SYNTHETIC RUBBER COMPOUND.
TEMP, RANGE	-40°C TO 100°C. (INTERMITTENT USE UPTO 125° C)
IMPLUSE	UPTO 7/8 INCH(22.20MM) 1,50,000 CYCLE. FROM 1-1/8 INCH(28.70MM)1,00,000 CYCLE
OPTIONS	ROBUST - HIGH ABRASION RESISTANT COVER.

PRODUCT CODE	DASH NO	DN	NOMINAL BORE		MEAN OUTER COVER DIA-METER	MAXIMUM WORKING PRESSURE		MINIMUM BRUST PRESSURE		MINIMUM BEND RADIUS	
			INCH	M.M	M.M	PSI	BAR	PSI	BAR	INCH	MM
505R04	-4	5	3/16	4.8	13.10	3000	207	12000	828	3.0	76
505R05	-5	6	1/4	6.4	14.70	3000	207	12000	828	3.4	86
505R06	-6	8	5/16	7.9	17.10	2250	155	9000	621	4.0	102
505R08	-8	10	13/32	10.3	19.40	2000	138	8000	552	4.6	117
505R10	-10	12	1/2	12.7	23.40	1750	121	7000	483	5.5	140
505R12	-12	16	5/8	15.9	27.40	1500	103	6000	414	6.5	165
505R16	-16	22	7/8	22.2	31.40	800	55	3200	221	7.4	187
505R20	-20	29	1-1/8	28.7	38.10	625	43	2500	172	9.0	229
505R24	-24	35	1-3/8	34.9	44.50	500	34	2000	138	10.5	267
505R32	-32	46	1-13/16	46.0	57.00	350	24	1400	97	13.2	337

RHT- 5C HIGH TEMP. HYDRAULIC HOSE (HEAT RESISTANT R5C)

(RHT -5C)



APPLICATION	HYDRAULIC APPLICATIONS USED FOR HIGH TEMP. MINERAL OIL & DIESEL UPTO 90°C AND WATER EMULSIONS BASED FLUID UPTO 120°C. SYSTEM WITH PETROLEUM OR WATER BASED FLUID & FOR FUEL AND LUBRICATING OILS.
LINING	SPECIAL SYNTHETIC RUBBER COMPOUND RESISTANT TO OIL & HIGH TEMP.
REINFORCEMENT	ONE TEXTILE BRAID & ONE HIGH TENSILE BRASS COATED STEEL WIRE BRAID.
COVER	OIL AND MILDEW RESISTANT RUBBER IMPREGNATED COTTON COVER
TEMP,RANGE	-40°C TO 100°C.
IMPLUSE	UPTO 7/8 INCH(22.20MM) 1,50,000 CYCLE. FROM 1-1/8 INCH(28.70MM)1,00,000 CYCLE

PRODUCT CODE	DASH NO	DN	NOMINAL BORE		MEAN OUTER COVER DIA-METER	MAXIMUM WORKING PRESSURE		MINIMUM BRUST PRESSURE		MINIMUM BEND RADIUS	
			INCH	M.M	M.M	PSI	BAR	PSI	BAR	INCH	MM
H505C05	-5	6	1/4	6.4	14.70	3000	207	12000	828	3.4	86
H505C06	-6	8	5/16	7.9	17.10	2250	155	9000	621	4.0	102
H505C08	-8	10	13/32	10.3	19.40	2000	138	8000	552	4.6	117
H505C10	-10	12	1/2	12.7	23.40	1750	121	7000	483	5.5	140
H505C12	-12	16	5/8	15.9	27.40	1500	103	6000	414	6.5	165
H505C16	-16	22	7/8	22.2	31.40	800	55	3200	221	7.4	187
H505C20	-20	29	1-1/8	28.7	38.10	625	43	2500	172	9.0	229
H505C24	-24	35	1-3/8	34.9	44.50	500	34	2000	138	10.5	267
H505C32	-32	46	1-13/16	46.0	57.00	350	24	1400	97	13.2	337

RHT- 5R HIGH TEMP. HYDRAULIC HOSE (RHT -5R) (HEAT RESISTANT R5R) H505R



APPLICATION	HYDRAULIC APPLICATIONS USED FOR HIGH TEMP. MINERAL OIL & DIESEL UPTO 90 °C AND WATER EMULSION BASED FLUID UPTO 120°C.
LINING	SPECIAL SYNTHETIC RUBBER COMPOUND RESISTANT TO OIL & HIGH TEMP.
REINFORCEMENT	ONE TEXTILE BRAID & ONE HIGH TENSILE BRASS COATED STEEL WIRE BRAID.
COVER	SYNTHETIC RUBBER COMPOUND RESISTANT TO ABRASION, OZONE.
TEMP, RANGE	-40°C TO 150°C. (INTERMITTENT USE UPTO 125°C)
IMPLUSE	UPTO 7/8 INCH (22.20MM) 1,50,000 CYCLE. FROM 1-1/8 INCH (28.70MM) 1,00,000 CYCLE
OPTIONS	ROBUST - HIGH ABRASION RESISTANT COVER.

PRODUCT CODE	DASH NO	DN	NOMINAL BORE		MEAN OUTER COVER DIA-METER	MAXIMUM WORKING PRESSURE		MINIMUM BRUST PRESSURE		MINIMUM BEND RADIUS	
			INCH	M.M	M.M	PSI	BAR	PSI	BAR	INCH	MM
H505R05	-5	6	1/4	6.4	14.70	3000	205	12000	828	3.4	86
H505R06	-6	8	5/16	7.9	17.10	2250	155	9000	621	4.0	102
H505R08	-8	10	13/32	10.3	19.40	2000	138	8000	552	4.6	117
H505R10	-10	12	1/2	12.7	23.40	1750	121	7000	483	5.5	140
H505R12	-12	16	5/8	15.9	27.40	1500	103	6000	414	6.5	165
H505R16	-16	22	7/8	22.2	31.40	800	55	3200	221	7.4	187
H505R20	-20	29	1-1/8	28.7	38.10	625	46	2500	172	9.0	229
H505R24	-24	35	1-3/8	34.9	44.50	500	34	2000	138	10.5	267
H505R32	-32	46	1-13/16	46.0	57.00	350	24	1400	97	13.2	337

MINING HOSE (EXCEEDS - BCS- 174) 70M (R 174)



APPLICATION

UNDERGROUND MINING REQUIRING VERY STRINGENT SAFETY STANDARDS FOR LONG WALL MINING AND PROOF SUPPORT SYSTEMS.

LINING

OIL RESISTANT SYNTHETIC RUBBER COMPOUND.

REINFORCEMENT

TWO HIGH TENSILE BRASS COATED STEEL WIRE BRAIDS.

COVER

SYNTHETIC RUBBER COMPOUND - RESISTANT TO ABRASION, OZONE, WEATHER AND FLAME.

TEMP,RANGE

-40°C TO 120°C.

IMPLUSE CUCLES

1,00,000

PRODUCT CODE	DASH NO	DN	NOMINAL BORE		MEAN DIA-METER OVER WIRE	MEAN OUTER COVER DIA-METER	MAXIMUM WORKING PRESSURE		MINIMUM BRUST PRESSURE		MINIMUM BEND RADIUS	
			INCH	M.M	M.M	M.M	PSI	BAR	PSI	BAR	INCH	MM
70M04	-4	6	1/4	6.4	12.7	17.0	6225	450	26100	1800	4.0	100
70M06	-6	10	3/8	9.5	17.0	21.1	5510	380	22040	1520	5.0	130
70M08	-8	12	1/2	12.7	21.1	26.4	5250	362	21000	1448	5.9	150
70M10	-10	16	5/8	15.9	24.5	29.8	4060	280	16240	1120	7.5	190
70M12	-12	19	3/4	19.0	28.3	33.7	4000	276	16000	1103	9.0	230
70M16	-16	25	1	25.4	35.3	40.7	3120	215	12480	860	11.8	300
70M20	-20	32	1-1/4	31.8	44.5	48.5	2495	172	9975	688	15.0	380
70M24	-24	38	1-1/2	38.1	51.0	54.7	2120	146	8470	584	17.7	450
70M32	-32	50	2	50.8	63.5	67.8	1625	112	6500	448	23.6	600

EXTRA HIGH PRESSURE (EHP) 703 EHP (R EHP)



APPLICATION

AN ALTERNATIVE TO MULTI SPIRAL HYDRAULIC HOSE WHICH IS A RELATIVELY FLEXIBLE AND STURDY HIGH PRESSURE HOSE.

LINING

OIL RESISTANT SYNTHETIC RUBBER COMPOUND.

REINFORCEMENT

THREE HIGH TENSILE BRASS COATED STEEL WIRE BRAIDS.

COVER

SYNTHETIC RUBBER COMPOUND - RESISTANT TO ABRASION, WEATHER AND OZONE.

TEMP,RANGE

-40°C TO 100°C. (INTERMITTENT USE UPTO 120°C)

OPTIONS

ROBUST - HIGH ABRASION RESISTANT COVER.

PRODUCT CODE	DASH NO	DN	NOMINAL BORE		MEAN DIA-METER OVER WIRE	MEAN OUTER COVER DIA-METER	MAXIMUM WORKING PRESSURE		MINIMUM BRUST PRESSURE		MINIMUM BEND RADIUS	
			INCH	M.M	M.M	M.M	PSI	BAR	PSI	BAR	INCH	MM
703EH06	-6	10	3/8	9.5	18.2	22.2	7252	500	29008	2000	4.72	120
703EH08	-8	12	1/2	12.7	21.5	25.3	6815	470	27260	1880	6.30	160
703EH10	-10	16	5/8	15.9	24.5	28.2	5947	410	23786	1640	8.27	210
703EH12	-12	19	3/4	19.0	28.8	32.5	5435	375	21750	1500	10.30	260
703EH16	-16	25	1	25.4	36.5	40.7	4500	310	18000	1240	12.50	310
703EH20	-20	32	1-1/4	31.8	43.5	47.5	3480	240	13920	960	16.14	410

POWER JACK HOSE 70 JH

(R JH)



APPLICATION
LINING
REINFORCEMENT
COVER

HYDRAULIC JACK APPLICATION USED IN JACKING SYSTEMS.
BLACK OIL RESISTANT SYNTHETIC RUBBER COMPOUND.
TWO HIGH TENSILE BRASS COATED STEEL WIRE BRAIDS.
SYNTHETIC RUBBER COMPOUND WITH ABRASION, WEATHER
AND OZONE RESISTANCE.

TEMP,RANGE
OPTIONS

-40°C TO 80°C.
ROBUST - HIGH ABRASION RESISTANT COVER.

PRODUCT CODE	DASH NO	DN	NOMINAL BORE		MEAN DIA-METER OVER WIRE	MEAN OUTER COVER DIA-METER	MAXIMUM WORKING PRESSURE		MINIMUM BRUST PRESSURE		MINIMUM BEND RADIUS	
			INCH	M.M	M.M	M.M	PSI	BAR	PSI	BAR	INCH	MM
70JH04	-4	6	1/4	6.4	12.7	15.0	10000	690	20000	1380	4.0	102
70JH06	-6	10	3/8	9.5	16.7	18.9	10000	690	20000	1380	5.0	127

SAE100 R3/EN 854 R3 503

(R 3)



APPLICATION	HYDRAULIC SYSTEM WITH PETROLEUM WATER BASED FLUID & FOR FUEL AND LUBRICATING OILS.
LINING	BLACK OIL RESISTANT SYNTHETIC RUBBER COMPOUND.
REINFORCEMENT	TWO BRAIDS OF HIGH TENACITY TEXTILE YARN.
COVER	SYNTHETIC RUBBER COMPOUND WITH ABRASION, OZONE AND WEATHER RESISTANT.
TEMP,RANGE	-40°C TO 100°C.(INTERMITTENT USE UPTO 110° C)
IMPLUSE	2,00,000 CYCLES
OPTIONS	ROBUST -HIGH ABRASION RESISTANT COVER

PRODUCT CODE	DASH NO	DN	NOMINAL BORE		MEAN OUTER COVER	MAXIMUM WORKING PRESSURE		MINIMUM BRUST PRESSURE		MINIMUM BEND RADIUS	
			INCH	M.M	DIA-METER	PSI	BAR	PSI	BAR	INCH	MM
50303	-3	5	3/16	4.8	12.7	1500	104	6000	416	3.0	76
50304	-4	6	1/4	6.4	14.3	1250	86	5000	345	3.0	76
50305	-5	8	5/16	7.9	17.5	1200	83	4800	331	4.0	102
50306	-6	10	3/8	9.5	19.8	1125	78	4500	310	4.0	102
50308	-8	12	1/2	12.7	23.8	1000	69	4000	276	5.0	127
50310	-10	16	5/8	15.9	27.8	875	60	3500	241	5.0	127
50312	-12	20	3/4	19.0	31.9	750	52	3000	207	6.0	152
50316	-16	25	1	25.4	38.1	565	39	2250	155	8.0	203
50320	-20	32	1-1/4	31.8	44.5	375	26	1500	103	10.0	254
50324	-24	38	1-1/2*	38.1	50.8	325	22	1300	90	12.0	306
50328	-28	46	1-13/16	46.0	60.5	290	20	1600	80	16.1	410
50332	-32	50	2*	50.8	64.2	290	20	1160	80	16.1	410

* NOT UNDER SAE SPECIFICATIONS.

SAE100 R6/EN 854 R6 506

(R 6)



APPLICATION	LOW PRESSURE HYDRAULIC OILS, FUEL, LUBRICATING OIL, ANTI-FREEZE SOLUTION AND WATER.
LINING	BLACK OIL RESISTANT SYNTHETIC RUBBER COMPOUND.
REINFORCEMENT	ONE BRAID OF SUITABLE TEXTILE YARN.
COVER	SYNTHETIC RUBBER COMPOUND WITH ABRASION, OZONE AND WEATHER RESISTANT.
TEMP,RANGE	-40°C TO 100°C.(INTERMITTENT USE UPTO 110° C)
OPTIONS	ROBUST -HIGH ABRASION RESISTANT COVER

PRODUCT CODE	DASH NO	DN	NOMINAL BORE		MEAN OUTER COVER DIA-METER	MAXIMUM WORKING PRESSURE		MINIMUM BRUST PRESSURE		MINIMUM BEND RADIUS	
			INCH	M.M	M.M	PSI	BAR	PSI	BAR	INCH	MM
50603	-3	5	3/16	4.8	11.1	500	35	2000	140	2.0	51
50604	-4	6	1/4	6.4	12.7	400	28	1600	110	2.5	64
50605	-5	8	5/16	7.9	14.3	400	28	1600	110	3.0	76
50606	-6	10	3/8	9.5	15.9	400	28	1600	110	3.0	76
50608	-8	12	1/2	12.7	19.8	400	28	1600	110	4.0	102
50610	-10	16	5/8	15.9	22.8	350	24	1400	96	5.0	127
50612	-12	20	3/4	19.0	27.5	300	21	1200	83	6.0	152
50614	-14	22	7/8*	22.0*	31.2	300	21	1200	83	6.0	152
50616	-16	25	1*	25.4*	33.0	190	13	760	52	9.0	230

* NOT UNDER SAE SPECIFICATIONS.

EVEREST HOSE (TWO WIRE BRAID) 705



APPLICATION	SUPER IMPULSE HOSE FOR HEAVY DUTY HYDRAULIC SYSTEM WITH PETROLEUM OR WATER BASED FLUID.
LINING	OIL RESISTANT SYNTHETIC RUBBER COMPOUND.
REINFORCEMENT	TWO HIGH TENSILE BRASS COATED STEEL WIRE BRAID.
COVER	SYNTHETIC RUBBER COMPOUND RESISTANT TO ABRASION, WEATHER & OZONE.
TEMP,RANGE	-40°C TO 100° C.(INTERMITTENT USE UPTO 120° C)
IMPULSE	3,00,000 CYCLES
OPTIONS	ROBUST-HIGH ABRASION RESISTANT COVER.

PRODUCT CODE	DASH NO	DN	NOMINAL BORE		MEAN DIA-METER OVER WIRE	MEAN OUTER COVER DIA-METER	MAXIMUM WORKING PRESSURE		MINIMUM BRUST PRESSURE		MINIMUM BEND RADIUS	
			INCH	M.M	M.M	M.M	PSI	BAR	PSI	BAR	INCH	MM
70506	-6	10	3/8	9.5	16.7	19.1	4800	330	19200	1320	5.0	127
70508	-8	12	1/2	12.7	19.8	22.2	4000	276	16000	1103	7.0	178
70510	-10	16	5/8	15.9	23.1	26.0	3600	250	14400	1000	8.0	203
70512	-12	20	3/4	19.0	27.0	30.4	3100	215	12400	860	9.5	241
70516	-16	25	1	25.4	35.0	38.5	2400	165	9600	660	12.0	305
70520	-20	32	1-1/4	31.8	44.5	48.3	1800	125	7200	500	16.5	419

INDUSTRIAL HOSE



AIR/WATER HOSE RAW

(RAW)



APPLICATION
LINING
REINFORCEMENT
COVER

LOW PRESSURE APPLICATION FOR COMPRESSION & DELIVERY.
MODIFIED NATURAL RUBBER COMPOUND.
ONE/TWO HIGH TENCITY SYSNTHETIC YARN BRAIDS.
MODIFIED NATURAL RUBBER COMPOUND WITH GOOD AGEING
AND ABRASION PROPERTIES.

STANDARD

EXCEEDS IS 444 & IS 446 (TYPE-I)

PRODUCT CODE	NOMINAL BORE		MEAN OUTER COVER DIA-METER	MAXIMUM WORKING PRESSURE		MINIMUM BRUST PRESSURE	
	INCH	M.M	M.M	PSI	BAR	PSI	BAR
RAW04	1/4	6.3	13.5	150	10.0	600	40.0
RAW05	5/16	8.0	15.5	150	10.0	600	40.0
RAW06	3/8	10.0	18.0	150	10.0	600	40.0
RAW08	1/2	12.5	20.5	150	10.0	600	40.0
RAW10	5/8	16.0	24.5	150	10.0	600	40.0
RAW12	3/4	20.0	28.5	150	10.0	600	40.0
RAW16	1	25.0	34.5	150	10.0	600	40.0
RAW20	1-1/4	31.5	42.0	110	7.5	440	30.0

HEAVY DUTY PNEUMATIC TOOL HOSE

(R PT)



APPLICATION

FOR USE IN COMPRESSOR IN INDUSTRY, CONSTRUCTION, SHIPYARD & WAGON IN TOUGH OPERATING CONDITIONS.

LINING

MODIFIED NATURAL RUBBER COMPOUND.

REINFORCEMENT

ONE/TWO HIGH TENCITY SYSNTHETIC YARN BRAIDS.

COVER

MODIFIED NATURAL RUBBER COMPOUND RESISTANT TO ABRASION AND AGEING.

STANDARD

EXCEEDS IS 444 (TYPE-II)

PRODUCT CODE	NOMINAL BORE		MEAN OUTER COVER DIA-METER	MAXIMUM WORKING PRESSURE		MINIMUM BRUST PRESSURE	
	INCH	M.M	M.M	PSI	BAR	PSI	BAR
RPT04	1/4*	6.3*	13.5	300	20.0	1200	80.0
RPT05	5/16*	8.0*	15.5	300	20.0	1200	80.0
RPT06	3/8*	10.0*	18.0	300	20.0	1200	80.0
RPT08	1/2	12.5	22.5	300	20.0	1200	80.0
RPT10	5/8	16.0	26.0	300	20.0	1200	80.0
RPT12	3/4	20.0	30.0	300	20.0	1200	80.0
RPT16	1	25.0	36.5	300	20.0	1200	80.0
RPT20	1-1/4	31.5	43.5	225	15.0	1200	60.0
RPT24	1-1/2	38.0	50.5	225	15.0	900	60.0
RPT32	2	50.0	66.5	225	15.0	900	60.0

* WITH ONE HIGH TENCITY YARN BRAID.

ULTRA AIR/WATER HOSE


(URAW)



APPLICATION	<i>ULTRA</i> SUITABLE FOR LOW PRESSURE RANGE APPLICATION IN TOUGH OPERATING CONDITIONS.
LINING	MODIFIED NATURAL AND SYNTHETIC RUBBER BLEND.
REINFORCEMENT	ONE/TWO HIGH TENCITY SYSNTHETIC YARN BRAIDS.
COVER	MODIFIED NATURAL AND SYNTHETIC RUBBER BLEND SUITABLE FOR WIDE TEMP. RANGE WITH ABRASION AND AGEING PROPERTIES.
STANDARD TEMPERATURE	SUPER EXCEEDS IS 444 & IS 446 (TYPE-I) -40° C TO 95° C.

PRODUCT CODE	NOMINAL BORE		MEAN OUTER COVER DIA-METER	MAXIMUM WORKING PRESSURE		MINIMUM BRUST PRESSURE	
	INCH	M.M	M.M	PSI	BAR	PSI	BAR
URAW04	1/4	6.3	13.5	180	12.5	720	50.0
URAW05	5/16	8.0	15.5	180	12.5	720	50.0
URAW06	3/8	10.0	18.0	180	12.5	720	50.0
URAW08	1/2	12.5	20.5	180	12.5	720	50.0
URAW10	5/8	16.0	24.5	180	12.5	720	50.0
URAW12	3/4	20.0	28.5	180	12.5	720	50.0
URAW16	1	25.0	34.5	180	12.5	720	50.0
URAW20	1-1/4	31.5	42.0	145	10.0	580	40.0

ULTRA HEAVY DUTY PNEUMATIC TOOL HOSE URPT (URPT)



APPLICATION

ULTRA SUITABLE FOR USE IN COMPRESSORS IN TOUGH OPERATING CONDITIONS.

LINING

MODIFIED NATURAL AND SYNTHETIC RUBBER BLEND.

REINFORCEMENT

ONE/TWO HIGH TENCY SYSNTHETIC YARN BRAIDS.

COVER

MODIFIED NATURAL AND SYNTHETIC RUBBER BLEND SUITABLE FOR WIDE TEMP. RANGE WITH ABRASION AND AGEING PROPERTIES.

STANDARD

SUPER EXCEEDS IS 446 (TYPE-II)

TEMPERATURE

-40° C TO 95° C.

PRODUCT CODE	NOMINAL BORE		MEAN OUTER COVER DIA-METER	MAXIMUM WORKING PRESSURE		MINIMUM BRUST PRESSURE	
	INCH	M.M	M.M	PSI	BAR	PSI	BAR
URPT04	1/4*	6.3*	13.5	365	25	1440	100
URPT05	5/16*	8.0*	15.5	365	25	1440	100
URPT06	3/8*	10.0*	18.0	365	25	1440	100
URPT08	1/2	12.5	22.5	365	25	1440	100
URPT10	5/8	16.0	26.0	365	25	1440	100
URPT12	3/4	20.0	30.0	365	25	1440	100
URPT16	1	25.0	36.5	365	25	1440	100
URPT20	1-1/4	31.5	43.5	290	20	1160	80
URPT24	1-1/2	38.0	50.5	290	20	1160	80
URPT32	2	50.0	66.5	290	20	1160	80

* WITH ONE HIGH TENCY SYNTHETIC YARN BRAIDS.

SUPER HEAVY DUTY PNEUMATIC TOOL HOSE

(R SPT)



APPLICATION	FOR USE IN COMPRESSOR IN INDUSTRY, CONSTRUCTION, SHIPYARD AND WAGON IN TOUGH OPERATING CONDITIONS.
LINING	MODIFIED NATURAL RUBBER COMPOUND.
REINFORCEMENT	ONE HIGH TENCITY SYSNTHETIC YARN BRAIDS.
COVER	MODIFIED NATURAL RUBBER COMPOUND RESISTANT TO ABRASION AND AGEING PROPERTIES.
SPECIAL	LIGHT IN WEIGHT
STANDARD	SUPER EXCEEDS IS 446 (TYPE-II)

PRODUCT CODE	NOMINAL BORE		MEAN OUTER COVER DIA-METER	MAXIMUM WORKING PRESSURE		MINIMUM BRUST PRESSURE	
	INCH	M.M	M.M	PSI	BAR	PSI	BAR
RSPT08	1/2	12.5	21.0	300	20	1200	80
RSPT10	5/8	16.0	25.0	300	20	1200	80
RSPT12	3/4	20.0	29.0	300	20	1200	80
RSPT16	1	25.0	35.0	300	20	1200	80

ROCK DRILL HOSE 50RD1

(R RD-1)



APPLICATION

USED FOR PNEUMATIC APPLICATION IN INDUSTRY, CONSTRUCTION, OPENCAST MINES & QUARRIES IN MOST SEVERE SERVICE CONDITIONS.

LINING

HEAT & OIL MIST RESISTANT BLEND OF SYNTHETIC & NATURAL RUBBER.

REINFORCEMENT

ONE/TWO HIGH TENCITY SYSNTHETIC YARN BRAIDS.

COVER

MODIFIED NATURAL RUBBER COMPOUND WITH EXCELLENT ABRASION & AGEING PROPERTIES.

STANDARD

EXCEEDS IS 446 (TYPE-III)

PRODUCT CODE	NOMINAL BORE		MEAN OUTER COVER DIA-METER	MAXIMUM WORKING PRESSURE		MINIMUM BRUST PRESSURE	
	INCH	M.M	M.M	PSI	BAR	PSI	BAR
50RD106	3/8	10.0	18.0	365	25	1460	100
50RD108	1/2	12.5	22.5	365	25	1460	100
50RD110	5/8	16.0	26.0	365	25	1460	100
50RD112	3/4	20.0	30.0	365	25	1460	100
50RD116	1	25.0	36.5	300	25	1460	100
50RD120	1-1/4	31.5	43.5	300	20	1200	80
50RD124	1-1/2	38.0	50.5	260	18	1040	72
50RD132	2	50.0	66.5	260	18	1040	72

ROCK DRILL HOSE 50RD2

(R RD-2)



APPLICATION	USED FOR EXTRA HEAVY DUTY, HIGH PRESSURE PNEUMATIC APPLICATION IN INDUSTRY, CONSTRUCTION, MINES, DRILLING & QUARRIES IN MOST SEVERE SERVICE CONDITIONS.
LINING	HEAT & OIL MIST RESISTANT RUBBER COMPOUND.
REINFORCEMENT	ONE HIGH TENSILE BRASS COATED STEEL WIRE BRAID.
COVER	ABRASION & OIL RESISTANT SYNTHETIC RUBBER COMPOUND.
TEMP. RANGE	-34°C TO + 100°C.
STANDARD	EXCEEDS IS 446 (TYPE- III)

PRODUCT CODE	NOMINAL BORE		MEAN OUTER COVER DIA-METER	MAXIMUM WORKING PRESSURE		MINIMUM BRUST PRESSURE	
	INCH	M.M	M.M	PSI	BAR	PSI	BAR
50RD206	3/8	10.0	18.0	510	35	2040	140
50RD208	1/2	12.5	21.0	510	35	2040	140
50RD210	5/8	16.0	24.0	510	35	2040	140
50RD212	3/4	20.0	29.4	510	35	2040	140
50RD216	1	25.0	36.6	510	35	2040	140
50RD220	1-1/4	31.5	43.0	510	35	2040	140
50RD224	1-1/2	38.0	50.4	510	35	2040	140
50RD232	2	50.0	63.5	510	35	2040	140

MASTER RIG HOSE MR-1

(R MR-1)



APPLICATION	USED FOR EXTRA HEAVY DUTY, HIGH PRESSURE PNEUMATIC APPLICATION IN INDUSTRY, CONSTRUCTION, MINES, DRILLING AND QUARRIES IN MOST SEVERE SERVICE CONDITION.
LINING	HEAT AND OIL MIST RESISTANT RUBBER COMPOUND.
REINFORCEMENT	ONE HIGH TENSILE BRASS COATED STEEL WIRE BRAID.
COVER	ABRASION & OIL RESISTANT SYNTHETIC RUBBER COMPOUND.
TEMP,RANGE	-34 °C TO + 135 °C.
STANDARD	SUPER EXCEEDS IS 446(TYPE-III)

PRODUCT CODE	NOMINAL BORE		MEAN OUTER COVER DIA-METER	MAXIMUM WORKING PRESSURE		MINIMUM BRUST PRESSURE	
	INCH	M.M	M.M	PSI	BAR	PSI	BAR
MR-106	3/8	10.0	18.0	510	35	2040	140
MR-108	1/2	12.5	21.0	510	35	2040	140
MR-110	5/8	16.0	24.0	510	35	2040	140
MR-112	3/4	20.0	29.4	510	35	2040	140
MR-116	1	25.0	36.6	510	35	2040	140
MR-120	1-1/4	31.5	43.0	510	35	2040	140
MR-124	1-1/2	38.0	50.4	510	35	2040	140
MR-132	2	50.0	63.5	510	35	2040	140

MASTER RIG HOSE MR-2

(R MR-2)



APPLICATION	USED FOR EXTRA HEAVY DUTY, HIGH PRESSURE PNEUMATIC APPLICATION IN INDUSTRY, CONSTRUCTION, MINES, DRILLING AND QUARRIES IN MOST SEVERE SERVICE CONDITIONS.
LINING	HEAT AND OIL MIST RESISTANT RUBBER COMPOUND.
REINFORCEMENT	ONE HIGH TENSILE BRASS COATED STEEL WIRE BRAID.
COVER	ABRASION & OIL RESISTANT SYNTHETIC RUBBER COMPOUND.
TEMP,RANGE	-34° C TO + 100° C.
STANDARD	SUPER EXCEEDS IS 446(TYPE-III)

PRODUCT CODE	NOMINAL BORE		MEAN OUTER COVER DIA-METER	MAXIMUM WORKING PRESSURE		MINIMUM BRUST PRESSURE	
	INCH	M.M	M.M	PSI	BAR	PSI	BAR
MR-206	3/8	10.0	19.1	725	50	2040	140
MR-208	1/2	12.5	22.2	725	50	2040	140
MR-210	5/8	16.0	26.0	725	50	2040	140
MR-212	3/4	20.0	30.4	725	50	2040	140
MR-216	1	25.0	38.5	725	50	2040	140
MR-220	1-1/4	31.5	48.3	725	50	2040	140
MR-224	1-1/2	38.0	54.7	725	50	2040	140
MR-232	2	50.0	67.4	725	50	2040	140

SAND/SHOT BLAST HOSE SB

(R SB)



APPLICATION	USED FOR CLEANING/BLASTING IN CASTING METAL, STONE, CONCRETE, SURFACE WITH WET/DRY SAND OR OTHER ABRASIVE MATERIAL.
LINING	EXTRA THICK SEAMLESS NATURAL RUBBER LINING WITH HIGH ABRASION RESISTANCE & RESILIENCE.
REINFORCEMENT	SUITABLY BRAIDED WITH SYNTHETIC YARN & TWO TIN COATED COPPER WIRE LAID SPIRALLY IN OPPOSITE DIRECTION TO DISSIPATE STATIC CHARGE.
COVER	HIGHLY ABRASION RESISTANT MODIFIED NATURAL RUBBER COMPOUND WITH EXCELLENT AGEING PROPERTIES.
STANDARD	EXCEEDS IS 5894 (TYPE- II)

PRODUCT CODE	NOMINAL BORE		MEAN OUTER COVER DIA-METER	MAXIMUM WORKING PRESSURE		MINIMUM BRUST PRESSURE	
	INCH	M.M	M.M	PSI	BAR	PSI	BAR
SB-12	3/4	20.0	39.0	175	15	870	60
SB-16	1	25.0	45.5	175	15	870	60
SB-20	1-1/4	31.5	53.0	175	15	870	60
SB-24	1-1/2	38.0	59.0	175	15	870	60
SB-28	1-3/4	45.0	66.0	175	15	870	60
SB-32	2	50.0	71.0	175	15	870	60

CARBON FREE HOSE C-06

(R CF)



APPLICATION FOR USE IN INDUCTION FURNACE AS CABLE COOLENT & NON-CONDUCTIVE APPLICATION.

LINING WHITE SYNTHETIC RUBBER COMPOUND.

REINFORCEMENT ONE/TWO HIGH TENCITY HEAT RESISTANT SYNTHETIC YARN BRAID/BRAIDS.

COVER GREEN RUBBER COMPOUND WITH ABRASION, WEATHER,HEAT RESISTANCE AND AGEING PROPERTIES.

PRODUCT CODE	NOMINAL BORE		MEAN OUTER COVER DIA-METER	MAXIMUM WORKING PRESSURE		MINIMUM BRUST PRESSURE	
	INCH	M.M	M.M	PSI	BAR	PSI	BAR
C0606	3/8*	10.0*	18.0	290	20.0	1160	80.0
C0608	1/2	12.5	22.5	290	20.0	1160	80.0
C0610	5/8	16.0	26.0	290	20.0	1160	80.0
C0612	3/4	20.0	30.0	290	20.0	1160	80.0
C0616	1	25.0	36.5	290	20.0	1160	80.0
C0620	1-1/4	31.5	435	290	20.0	1160	80.0
C0624	1-1/2	38.0	50.5	250	17.5	1000	70.0
C0632	2	50.0	66.5	250	17.5	1000	70.0

* WITH ONE HIGH TENCITY HEAT RESISTANT SYNTHETIC YARN BRAID.

WELDING HOSE WH

(R WH)



APPLICATION FOR USE IN WORKSHOP, FABRICATION FOR WELDING.
LINING NATURAL AND SYNTHETIC RUBBER BLEND.
REINFORCEMENT HIGH TENCITY SYNTHETIC YARN BRAID.
COVER NATURAL & SYNTHETIC RUBBER COMPOUND WITH BLUE/RED COLOUR WITH HEAT,WEATHER,ABRASION AND AGEING PROPERTIES.
STANDARD EXCEEDS IS 447/1987.

PRODUCT CODE	NOMINAL BORE		MAXIMUM WORKING PRESSURE		MINIMUM BRUST PRESSURE	
	INCH	MM.	PSI	BAR	PSI	BAR
WH-05	5/16	8.0	180.0	12.5	725	50
WH-06	3/8	10.0	180.0	12.5	725	50

CHEMICAL HOSE S61



APPLICATION	DESIGNED FOR A WIDE RANGE OF CHEMICALS, ACIDS, ALKALIES & ALCOHOLIC MATERIALS.
LINING	SYNTHETIC RUBBER COMPOUND.
REINFORCEMENT	ONE/TWO SYNTHETIC TEXTILE YARN BRAID/BRAIDS.
COVER	SYNTHETIC RUBBER COMPOUND WITH HEAT, ABRASION, AGEING, WEATHER & OZONE RESISTANCE.
STANDARD	EXCEEDS IS 7654 (TYPE- II) SPECIFICATION

PRODUCT CODE	NOMINAL BORE		MEAN OUTER COVER DIA-METER	MAXIMUM WORKING PRESSURE		MINIMUM BRUST PRESSURE	
	INCH	M.M	M.M	PSI	BAR	PSI	BAR
S6106	3/8*	10.0*	18.0	220	15	880	60
S6108	1/2	12.5	22.5	220	15	880	60
S6110	5/8	16.0	27.0	220	15	880	60
S6112	3/4	20.0	31.0	220	15	880	60
S6116	1	25.0	38.0	220	15	880	60
S6120	1-1/4	31.5	45.5	220	15	880	60
S6124	1-1/2	38.0	52.5	220	15	880	60
S6132	2	50.0	68.0	220	15	880	60

* WITH ONE SYNTHETIC TEXTILE YARN BRAID.

CHEMICAL HOSE S62



APPLICATION	DESIGNED FOR A WIDE RANGE OF CHEMICALS, ACIDS, ALKALIES & ALCOHOLIC MATERIALS.
LINING	SYNTHETIC RUBBER COMPOUND.
REINFORCEMENT	ONE HIGH TENSILE BRASS COATED STEEL WIRE BRAID.
COVER	SYNTHETIC RUBBER COMPOUND WITH HEAT, ABRASION, AGEING, WEATHER & OZONE RESISTANCE.
STANDARD	SUPER EXCEEDS IS 7654 (TYPE- II) SPECIFICATION

PRODUCT CODE	NOMINAL BORE		MEAN DIA-METER OVER WIRE	MEAN OUTER COVER DIA-METER	MAXIMUM WORKING PRESSURE		MINIMUM BRUST PRESSURE	
	INCH	M.M	M.M	M.M	PSI	BAR	PSI	BAR
S6206	3/8	10.0	15.1	17.4	2610	180	10440	720
S6208	1/2	12.5	18.2	20.6	2320	160	9280	640
S6210	5/8	16.0	21.2	24.0	1890	130	7560	520
S6212	3/4	20.0	25.4	28.4	1525	105	6100	420
S6216	1	25.0	33.3	36.6	1275	88	5100	352
S6220	1-1/4	31.5	40.0	43.0	915	63	3660	252
S6224	1-1/2	38.0	46.4	50.4	725	50	2900	200
S6232	2	50.0	59.5	63.5	580	40	2320	160

STEAM HOSE(RS 1)

(RS 1)

EXCEEDS IS 10655:1990(TYPE-2) 1041



APPLICATION STEAM AT HIGH TEMPERATURE.
LINING STEAM & HEAT RESISTANT RUBBER COMPOUND.
REINFORCEMENT ONE HIGH TENSILE BRASS COATED STEEL WIRE BRAID.
COVER RUBBER COMPOUND RESISTANT TO HEAT, ABRASION AND WEATHER.
TEMP, RANGE UPTO 205°C.
SPECIAL HIGH SAFETY RATIO WITH HIGH BURST PRESSURE.

PRODUCT CODE	DASH NO	DN	NOMINAL BORE		MEAN OUTER COVER DIA-METER	MAXIMUM WORKING PRESSURE		MINIMUM BRUST PRESSURE	
			INCH	M.M	M.M	PSI	BAR	PSI	BAR
104106	-6	10	3/8	9.5	20.0	150	10	1500	100
104108	-8	12	1/2	12.7	24.0	150	10	1500	100
104110	-10	16	5/8	15.9	26.8	150	10	1500	100
104112	-12	20	3/4	19.0	29.5	150	10	1500	100
104116	-16	25	1	25.4	36.6	150	10	1500	100
104120	-20	32	1-1/4	31.8	43.6	150	10	1500	100
104124	-24	38	1-1/2	38.0	50.7	150	10	1500	100
104132	-32	50	2	50.8	63.5	150	10	1500	100

STEAM HOSE(RS 2)

(R S 2)

EXCEEDS IS 10655:1990(TYPE-3) 1042



APPLICATION

STEAM AT HIGH TEMPERATURE.

LINING

STEAM & HEAT RESISTANT RUBBER COMPOUND.

REINFORCEMENT

TWO HIGH TENSILE BRASS COATED STEEL WIRE BRAIDS.

COVER

RUBBER COMPOUND RESISTANT TO HEAT, ABRASION AND WEATHER.

TEMP,RANGE

UPTO 205°C.

SPECIAL

HIGH SAFETY RATIO WITH HIGH BURSTING PRESSURE.

PRODUCT CODE	DASH NO	DN	NOMINAL BORE		MEAN OUTER COVER DIA-METER	MAXIMUM WORKING PRESSURE		MINIMUM BRUST PRESSURE	
			INCH	M.M	M.M	PSI	BAR	PSI	BAR
104206	-6	10	3/8	9.5	20.0	232	16	2320	160
104208	-8	12	1/2	12.7	26.7	232	16	2320	160
104210	-10	16	5/8	15.9	28.8	232	16	2320	160
104212	-12	20	3/4	19.0	33.0	232	16	2320	160
104216	-16	25	1	25.4	40.0	232	16	2320	160
104220	-20	32	1-1/4	31.8	48.0	232	16	2320	160
104224	-24	38	1-1/2	38.0	54.8	232	16	2320	160
104232	-32	50	2	50.8	67.6	232	16	2320	160

STEAM HOSE 1043

(R S 3)



APPLICATION
LINING
REINFORCEMENT
COVER

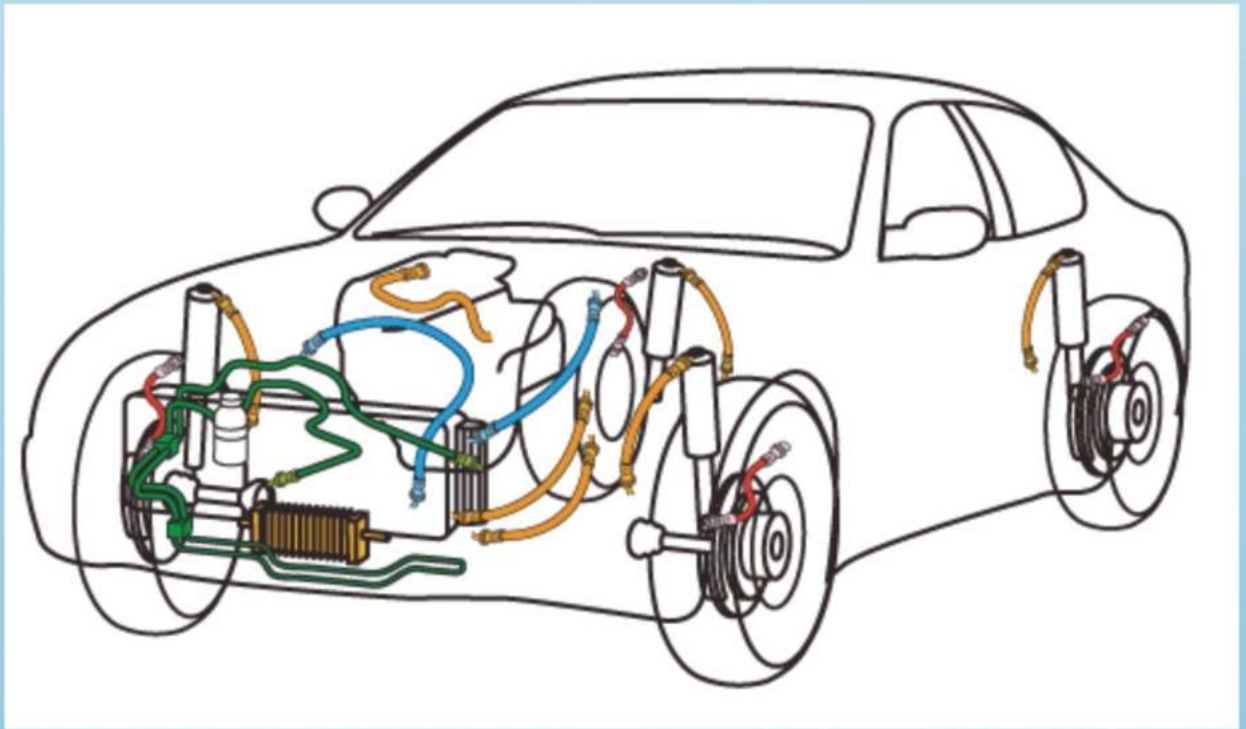
FOR USE IN MEDIUM PRESSURE SATURATED STEAM.
HEAT RESISTANT SYNTHETIC RUBBER COMPOUND.
TWO HIGH TENCITY HEAT RESISTANT SYNTHETIC YARN.
HEAT & ABRASION RESISTANT COMPOUND WITH EXCELLENT
OZONE AND AGEING PROPERTIES.

TEMP,RANGE
SPECIAL

UPTO 160°C.
EXCEEDS IS 10655 (TYPE-I).


PRODUCT CODE	NOMINAL BORE		MEAN OUTER COVER DIA-METER	MAXIMUM WORKING PRESSURE		MINIMUM BRUST PRESSURE	
	INCH	M.M	M.M	PSI	BAR	PSI	BAR
104306	3/8	10	18.0	90.0	6.0	900	60.0
104308	1/2	12.5	23.0	90.0	6.0	900	60.0
104310	5/8	16.0	27.0	90.0	6.0	900	60.0
104312	3/4	20.0	31.0	90.0	6.0	900	60.0
104316	1	25.0	37.5	90.0	6.0	900	60.0
104320	1-1/4	31.5	44.5	90.0	6.0	900	60.0
104324	1-1/2	38.0	52.0	90.0	6.0	900	60.0
104332	2	50.0	66.5	90.0	6.0	900	60.0

AUTOMOTIVE HOSE



SAE J30 R6 CNG HOSE 10 NG

(R NG)



APPLICATION FOR MOTOR VEHICLE WITH CNG INSTALLATIONS.
LINING SYNTHETIC RUBBER COMPOUND RESISTANT TO METHANE & OTHER ALKANES.
REINFORCEMENT SINGLE SYNTHETIC YARN BRAID.
COVER SYNTHETIC RUBBER COMPOUND-PREFORATED-RESISTANT TO OZONE AND WEATHER .
TEMP,RANGE -40, C TO + 100, C.

PRODUCT CODE	NOMINAL BORE		MEAN OUTER COVER DIA-METER	MAXIMUM WORKING PRESSURE		MINIMUM BRUST PRESSURE		MINIMUM BEND RADIUS	
	INCH	M.M	M.M	PSI	BAR	PSI	BAR	INCH	MM
10NG05	5/16	7.9	14.5	50	3.5	250	17.2	3	76
10NG06	3/8	9.5	16.0	50	3.5	250	17.2	3	76
10NG08	1/2	12.7	19.8	50	3.5	250	17.2	4	100
10NG12	3/4	19.0	28.6	50	3.5	250	17.2	6	150
10NG16	1	25.4	35.0	50	3.5	250	17.2	7	177

FUEL DISPENSING HOSE 10DH1

(R DH1)



APPLICATION	FOR DISPENSING PETROL AND DIESEL OF ALL TYPES.
LINING	OIL RESISTANT SYNTHETIC RUBBER.
REINFORCEMENT	TWO HIGH TENCITY SYNTHETIC YARN BRAIDS WITH TWO TIN COATED COPPER WIRE LAID SPIRALLY IN OPPOSITE DIRECTION.
COVER	OIL RESISTANT SYNTHETIC RUBBER COMPOUND WITH ABRASION, OZONE AND WEATHER.
TEMP,RANGE	-40 C TO +80 C.
STANDARD	EXCEEDS IS 2396 (TYPE-III)

PRODUCT CODE	NOMINAL BORE		MEAN OUTER COVER DIA-METER	MAXIMUM WORKING PRESSURE		MINIMUM BRUST PRESSURE	
	INCH	MM	M.M	PSI	BAR	PSI	BAR
10DH112	3/4	19.0	32.0	120	8	470	32
10DH116	1	25.4	38.1	120	8	470	32

FUEL DISPENSING HOSE 10DH2

(R DH-2)



APPLICATION	FOR DISPENSING PETROL AND DIESEL OF ALL TYPES.
LINING	OIL RESISTANT SYNTHETIC RUBBER.
REINFORCEMENT	ONE HIGH TENSILE BRASS COATED STEEL WIRE BRAID.
COVER	OIL RESISTANT SYNTHETIC RUBBER COMPOUND WITH ABRASION, OZONE AND WEATHER.
TEMP,RANGE	-40°C TO +80°C.
STANDARD	EXCEEDS BS IN 1360

PRODUCT CODE	NOMINAL BORE		MEAN OUTER COVER DIA-METER	MAXIMUM WORKING PRESSURE		MINIMUM BRUST PRESSURE	
	INCH	M.M	M.M	PSI	BAR	PSI	BAR
10DH212	3/4	19.0	32.0	150	10	870	60
10DH216	1	25.0	38.1	150	10	870	60

FUEL DISPENSING HOSE 10DH3

(R DH-3)



APPLICATION	FOR DISPENDING PETROL AND DIESEL OF ALL TYPES.
LINING	OIL RESISTANT SYNTHETIC RUBBER.
REINFORCEMENT	ONE HIGH TENSILE BRASS COATED STEEL WIRE BRAID.
COVER	OIL RESISTANT SYNTHETIC RUBBER COMPOUND WITH ABRASION, OZONE AND WEATHER.
TEMP,RANGE	-40°C TO +80°C.
STANDARD	EXCEEDS EN 1360

PRODUCT CODE	NOMINAL BORE		MEAN OUTER COVER DIA-METER	MAXIMUM WORKING PRESSURE		MINIMUM BRUST PRESSURE		MINIMUM BEND RADIUS	
	INCH	M.M	M.M	PSI	BAR	PSI	BAR	INCH	MM
10DH312	3/4	20.0	29.0	232	16	928	64	150	6.0
10DH316	1	25.0	36.0	232	16	928	64	200	8.0

CAR WASH HOSE 10CW1

(R CW -1)



APPLICATION FOR USE IN SERICE STATIONS FOR WATER JETTING.

LINING NATURAL AND SYNTHETIC RUBBER COMPOUND.

REINFORCEMENT ONE HIGH TENSILE BRASS COATED STEEL WIRE BRAID.

COVER SYNTHETIC RUBBER COMPOUND RESISTANT TO OZONE AND OIL WITH EXCELLENT ABRASION AND AGEING PROPERTIES.

SPECIAL STANDARD EXTRA HIGH BURST PRESSURE FOR SAFETY. EXCEEDS 444 (TYPE - IIIB)

PRODUCT CODE	NOMINAL BORE		MEAN OUTER COVER DIA-METER	MAXIMUM WORKING PRESSURE		MINIMUM BRUST PRESSURE	
	INCH	MM	MM	PSI	BAR	PSI	BAR
10CW106	3/8	10.0	19.0	1090	75	7975	550
10CW108	1/2	12.5	22.5	1090	75	7975	550

CAR WASH HOSE 10CW2

(R CW -2)



APPLICATION	USED IN SERICE STATIONS FOR WATER JETTING.
LINING	NATURAL AND SYNTHETIC RUBBER COMPOUND.
REINFORCEMENT	TWO HIGH TENSILE BRASS COATED STEEL WIRE BRAID.
COVER	SYNTHETIC RUBBER COMPOUND RESISTANT TO OZONE AND OIL WITH EXCELLENT ABRASION AND AGEING PROPERTIES.
SPECIAL STANDARD	EXTRA HIGH BURST PRESSURE FOR SAFETY. EXCEED IS 444 (TYPE - IIIB)

PRODUCT CODE	NOMINAL BORE		MEAN OUTER COVER DIA-METER	MAXIMUM WORKING PRESSURE		MINIMUM BRUST PRESSURE	
	INCH	MM	MM	PSI	BAR	PSI	BAR
10CW206	3/8	10.0	21.0	2175	150	13775	950
10CW208	1/2	12.5	24.0	2175	150	13775	950

JET HOSE 10 JTH - 1



APPLICATION	FOR USE IN SERVICE STATIONS FOR WATER JETTING.
LINING	NATURAL & SYNTHETIC RUBBER COMPOUND.
REINFORCEMENT	ONE HIGH TENSILE BRASS COATED STEEL WIRE BRAID.
COVER	SYNTHETIC RUBBER COMPOUND RESISTANT TO OZONE & OIL WITH EXCELLENT ABRASION AND AGEING PROPERTIES.
SPECIAL STANDARD	EXTRA HIGH BURST PRESSURE FOR SAFETY. EXCEEDS IS 446 (TYPE-III B)

PRODUCT CODE	NOMINAL BORE		MEAN OUTER COVER DIA-METER	MAXIMUM WORKING PRESSURE		MINIMUM BRUST PRESSURE	
	INCH	M.M	M.M	PSI	BAR	PSI	BAR
10JTH105	5/16	08.0	16.7	2900	200	11600	800
10JTH106	3/8	10.0	19.0	2175	150	8700	600
10JTH108	1/2	12.5	22.5	2030	140	8120	560

JET HOSE 10 JTH - 2



APPLICATION	FOR USE IN SERVICE STATIONS FOR WATER JETTING.
LINING	NATURAL & SYNTHETIC RUBBER COMPOUND.
REINFORCEMENT	TWO HIGH TENSILE BRASS COATED STEEL WIRE BRAID.
COVER	SYNTHETIC RUBBER COMPOUND RESISTANT TO OZONE & OIL WITH EXCELLENT ABRASION AND AGEING PROPERTIES.
SPECIAL STANDARD	EXTRA HIGH BURST PRESSURE FOR SAFETY. EXCEED IS 446 (TYPE-III B)

PRODUCT CODE	NOMINAL BORE		MEAN OUTER COVER DIA-METER	MAXIMUM WORKING PRESSURE		MINIMUM BRUST PRESSURE	
	INCH	M.M	M.M	PSI	BAR	PSI	BAR
10JTH205	5/16	08.0	18.2	4713	325	18852	1300
10JTH206	3/8	10.0	21.0	4410	300	17640	1200
10JTH208	1/2	12.5	24.0	3625	250	14500	1000

RLW 10LW



RECOMMENDED FOR PETROLEUM BASED OIL LINES, LUBE OIL, DIESEL FUEL, AIR & WATER FOR REGULAR PRESSURE & TOUGH HANDLING.

CONSTRUCTION EXTRUDED RUBBER TUBE OIL RESISTANT RUBBER OUTER GALVANISED ZINC PLATED STEEL WIRE BRAID.

STANDARD DIN 73379

OPERATION TEMP UPTO 100°C.

DISTINGUISHING MARK YELLOW VESTAN BAND.

PRODUCT CODE	DN	NOMINAL BORE	MAXIMUM WORKING PRESSURE		MINIMUM BRUST PRESSURE	
		MM	PSI	BAR	PSI	BAR
10LW04	4	4.8	600	42	2400	168
10LW06	6	6.4	500	35	2000	140
10LW07	7	7	500	35	2000	140
10LW08	8	8	400	28	1600	112
10LW09	9	9	400	28	1600	112
10LW10	10	10	350	24	1400	96
10LW11	11	11	350	24	1400	96
10LW12	12	12.7	350	24	1400	96
10LW13	13	14	300	21	1200	84
10LW16	16	16	275	19	1100	76
10LW17	17	17	275	19	1100	76
10LW20	20	21	250	17	1000	68
10LW26	26	25.5	225	15	900	60
10LW32	32	32	200	14	800	56
10LW38	38	38	175	12	700	48
10LW50	50	51	150	10	600	40

RLCW 10LCW



RECOMMENDED FOR

PETROLEUM BASED OIL LINES, LUBE OIL, DIESEL FUEL LINE AIR & WATER FOR ADDITIONAL PRESSURE & TOUGH HANDLING.

CONSTRUCTION

EXTRUDED RUBBER TUBE OIL RESISTANT RUBBER WITH RAYON BRAID & COVERED OUTER WITH GALVANISED ZINC PLATED STEEL WIRE BRAID.

STANDARD

EXCEED DIN 73379

OPERATION TEMP

UPTO 100°C.

DISTINGUISHING MARK

RED VESTAN BAND

PRODUCT CODE	DN	NOMINAL BORE	MAXIMUM WORKING PRESSURE		MINIMUM BRUST PRESSURE	
		MM	PSI	BAR	PSI	BAR
10LW04	4	4.8	775	54	3100	216
10LW06	6	6.4	700	49	2800	196
10LW07	7	7	700	49	2800	196
10LW08	8	8	675	47	2700	188
10LW09	9	9	675	47	2700	188
10LW10	10	10	575	40	2300	160
10LW11	11	11	575	40	2300	160
10LW12	12	12.7	575	40	2300	160
10LW13	13	14	500	35	2000	140
10LW16	16	16	425	30	1700	120
10LW17	17	17	425	30	1700	120
10LW20	20	21	350	24	1400	96
10LW26	26	25.5	325	22	1300	88
10LW32	32	32	300	21	1200	84
10LW38	38	38	250	17	1000	68
10LW50	50	51	200	14	800	56

RLSS 10LS



RECOMMENDED FOR PETROLEUM BASED OIL LINES, LUBE OIL, DIESEL FUEL, LINE AIR, WATER & L.P.G FOR REGULATOR PRESSURE & TOUGH HANDLING.

CONSTRUCTION EXTRUDED RUBBER TUBE OF HIGH FUEL RESISTANT SYNTHETIC RUBBER COVERED OUTSIDE WITH STAINLESS STEEL AISI 304 WIRE BRAID.

OPERATION TEMP MAX. 100°C

PRODUCT CODE	DN	NOMINAL BORE	MAXIMUM WORKING PRESSURE		MINIMUM BRUST PRESSURE	
		MM	PSI	BAR	PSI	BAR
10LS04	4	5.0	660	76	2640	184
10LS06	6	6.5	550	38	2200	152
10LS07	7	7.0	550	38	2200	152
10LS08	8	8.0	450	31	1800	124
10LS09	9	9.0	450	31	1800	124
10LS10	10	10.0	400	28	1600	112
10LS11	11	11.0	400	28	1600	112
10LS13	13	12.7	400	28	1600	112
10LS16	16	16.8	325	22	1300	88
10LS20	20	21.0	280	19	1120	76
10LS25	25	25.5	250	17	1000	68
10LS32	32	32.0	200	14	800	58
10LS38	38	38.0	175	12	700	48
10LS50	50	51.0	150	10	600	40

RR 30 R2-1(SIMILAR TO SAE 30R2,TYPE1)1030 R2-1



APPLICATION USED FOR LOW PRESSURE TRANSMISSION OF OIL GASOLINE, AIR & WATER.

LINING BLACK OIL RESISTANT SYNTHETIC RUBBER.

REINFORCEMENT ONE TEXTILE BRAID.

COVER OIL & WEATHER RESISTANT.

PRODUCT CODE	DN	NOMINAL BORE		MEAN OUTER COVER DIA-METER	MAXIMUM WORKING PRESSURE		MINIMUM BRUST PRESSURE	
		INCH	MM	MM	PSI	BAR	PSI	BAR
1030R2106	6	1/4	6.4	12.5	250	17	1000	68
1030R2108	8	5/16	7.9	16.0	250	17	1000	68
1030R2110	10	3/8	9.5	17.0	250	17	1000	68
1030R2112	12	1/2	12.7	21.0	250	17	1000	68
1030R2116	16	5/8	16.0	24.0	250	17	1000	68
1030R2120	20	3/4	19.0	28.5	250	17	1000	68
1030R2125	25	1	25.4	35.0	250	17	1000	68

RR 30 R2-2(SIMILAR TO SAE 30R2,TYPE2)1030 R2-2



APPLICATION USED FOR LOW PRESSURE TRANSMISSION OF OIL GASOLINE, AIR & WATER.

LINING BLACK OIL RESISTANT SYNTHETIC RUBBER.

REINFORCEMENT TWO TEXTILE BRAIDS.

COVER OIL & WEATHER RESISTANT.

PRODUCT CODE	DN	NOMINAL BORE		MEAN OUTER COVER DIA-METER	MAXIMUM WORKING PRESSURE		MINIMUM BRUST PRESSURE	
		INCH	MM	MM	PSI	BAR	PSI	BAR
1030R2206	6	1/4	6.4	16.0	300	20.5	1200	82
1030R2208	8	5/16	7.9	17.5	300	20.5	1200	82
1030R2210	10	3/8	9.5	19.0	300	20.5	1200	82
1030R2212	12	1/2	12.7	23.0	300	20.5	1200	82
1030R2216	16	5/8	16.0	26.0	300	20.5	1200	82
1030R2220	20	3/4	19.0	38.0	300	20.5	1200	82

RR 30 R4-2(SIMILAR TO SAE 30R2,TYPE2)1030 R4-2



APPLICATION USED FOR LOW PRESSURE TRANSMISSION OF OIL GASOLINE, AIR & WATER.

LINING BLACK OIL RESISTANT SYNTHETIC RUBBER.

REINFORCEMENT ONE TEXTILE BRAIDS.

COVER OIL & WEATHER RESISTANT.

PRODUCT CODE	DN	NOMINAL BORE		MEAN OUTER COVER DIA-METER	MAXIMUM WORKING PRESSURE		MINIMUM BRUST PRESSURE	
		INCH	MM	MM	PSI	BAR	PSI	BAR
1030R4205	5	3/16	4.8	09.0	500	34.5	2000	138
1030R4206	6	1/4	6.4	11.0	500	34.5	2000	138
1030R4208	8	5/16	7.9	13.5	500	34.5	2000	138
1030R4210	10	3/8	9.5	15.0	500	34.5	2000	138
1030R4212	12	1/2	12.7	18.0	500	34.5	2000	138

RR 30 R3(SIMILAR TO SAE 30R3) FUEL LINE 1030 R3



APPLICATION USED FOR LOW PRESSURE TRANSMISSION OF OIL GASOLINE, AIR & WATER.

LINING BLACK OIL RESISTANT SYNTHETIC RUBBER.

REINFORCEMENT ONE TEXTILE BRAID.

COVER OIL & WEATHER RESISTANT.

PRODUCT CODE	DN	NOMINAL BORE		MEAN OUTER COVER DIA-METER	MAXIMUM WORKING PRESSURE		MINIMUM BRUST PRESSURE	
		INCH	MM	MM	PSI	BAR	PSI	BAR
1030R305	5	3/16	4.8	09.0	500	35.0	2000	140
1030R306	6	1/4	6.4	10.6	400	27.5	1600	110
1030R308	8	5/16	7.9	13.2	300	20.5	1200	82
1030R310	10	3/8	9.5	15.0	225	15.5	900	62

RR 30 R7(SIMILAR TO SAE 30R7) FUEL LINE 1030 R7



APPLICATION USED FOR LOW PRESSURE TRANSMISSION OF OIL GASOLINE, AIR & WATER.

LINING BLACK OIL RESISTANT SYNTHETIC RUBBER.

REINFORCEMENT ONE TEXTILE BRAID.

COVER OIL & WEATHER RESISTANT.

PRODUCT CODE	DN	NOMINAL BORE		MEAN OUTER COVER DIA-METER	MAXIMUM WORKING PRESSURE		MINIMUM BRUST PRESSURE	
		INCH	MM	MM	PSI	BAR	PSI	BAR
1030R705	5	3/16	4.8	10.4	50	3.5	250	17.5
1030R706	6	1/4	6.4	12.7	50	3.5	250	17.5
1030R708	8	5/16	8.0	14.0	50	3.5	250	17.5
1030R710	10	3/8	9.5	16.0	50	3.5	250	17.5

SAE J2064 TYPE A AUTOMOTIVE A.C. HOSE 10ACC

(R AC-1)



APPLICATION FOR REFRIGERENT 134 a ONLY

LINING HIGHLY IMPERMEABLE SYNTHETIC RUBBER COMPOUND.

REINFORCEMENT SINGLE BRAID OF SUITABLE TEXTILE YARN.

COVER PERFORATED COVER WITH HEAT AND ZONE RESISTANCE. AND WEATHER.

TEMP,RANGE -40°C TO 125°C.

PRODUCT CODE	NOMINAL BORE		MEAN OUTER COVER DIA-METER	MAXIMUM WORKING PRESSURE		MINIMUM BRUST PRESSURE		MINIMUM BEND RADIUS	
	INCH	M.M	M.M	PSI	BAR	PSI	BAR	INCH	MM
10ACC05	5/16	08.0	17.8	537	37	2132	147	4	100
10ACC	13/32	10.5	22.2	537	37	2132	147	4.5	115
10ACC	33/64	13.0	24.3	537	37	2132	147	5	130
10ACC	37/64	14.5	23.4	537	37	2132	147	6	150
10ACC10	5/8	15.9	27.0	537	37	2132	147	6	150

SAE J2064 TYPE A AUTOMOTIVE A.C. HOSE 10ACC-2

(R AC-2)



APPLICATION	FOR REFRIGERENT 134 a ONLY
LINING	HIGHLY IMPERMEABLE SYNTHETIC RUBBER COMPOUND.
REINFORCEMENT	DOUBLE BRAID OF SUITABLE TEXTILE YARN.
COVER	PERFORATED COVER WITH HEAT AND ZONE RESISTANCE. AND WEATHER.
TEMP,RANGE	-40°C TO 125°C.

PRODUCT CODE	NOMINAL BORE		MEAN OUTER COVER DIA-METER	MAXIMUM WORKING PRESSURE		MINIMUM BRUST PRESSURE		MINIMUM BEND RADIUS	
	INCH	M.M	M.M	PSI	BAR	PSI	BAR	INCH	MM
10ACC205	5/16	08.0	19.1	537	37	2132	147	4	100
10ACC2	13/32	10.5	23.0	537	37	2132	147	4.5	115
10ACC2	33/64	11.1	23.0	537	37	2132	147	5	130
10ACC2	37/64	13.0	25.5	537	37	2132	147	6	150
10ACC210	5/8	16.0	28.0	537	37	2132	147	6	150

SAE J2064 TYPE B REFRIGERATION/AIR CONDITION HOSE 10 ACR

(R AC-3)



APPLICATION	FOR REFRIGERENT 134 a ONLY
LINING	HIGHLY IMPERMEABLE SYNTHETIC RUBBER COMPOUND.
REINFORCEMENT	ONE HIGH TENSILE BRASS COATED STEEL WIRE BRAID.
COVER	BRAID COVER, IMPREGRATED WITH A SYNTHETIC FLESTOMERIC CEMENT (RED COLOUR)
TEMP,RANGE	-40°C TO 125°C.

PRODUCT CODE	NOMINAL BORE		MEAN OUTER COVER DIA-METER	MAXIMUM WORKING PRESSURE		MINIMUM BRUST PRESSURE		MINIMUM BEND RADIUS	
	INCH	M.M	M.M	PSI	BAR	PSI	BAR	INCH	MM
10ACR05	5/16	07.9	17.0	500	34.5	2000	138	4	100
10ACR	13/32	10.3	19.0	500	34.5	2000	138	4.7	120
10ACR08	1/2	12.7	23.4	500	34.5	2000	138	5.5	140
10ACR10	5/8	15.9	27.0	500	34.5	2000	138	6.5	165
10ACR	7/8	22.2	31.5	500	34.5	2000	138	7.5	190
10ACR	1 1/8	28.6	38.5	500	34.5	2000	138	9	230
10ACR	1 3/8	34.9	44.5	500	34.5	2000	138	10.5	265

AIR BRAKE HOSE SAE J 1402 10 AB

(R ABH)



- APPLICATION** SUITABLE FOR PNEUMATICALLY DYNAMIC BRAKING IN AUTOMOTIVE MOTOR VEHICLES.
- LINING** BLACK OIL RESISTANT SYNTHETIC RUBBER.
- REINFORCEMENT** SUITABLE BRAIDED WITH ONE/TWO TEXTILE YARN .
- COVER** OIL RESISTANCE & SYNTHETIC RUBBER WITH GOOD OZONE, ABRASION AND AGEING .
- TEMP,RANGE** 40° C TO + 93° C.

PRODUCT CODE	NOMINAL BORE		MEAN OUTER COVER DIA-METER	TEST PRESSURE		MINIMUM BRUST PRESSURE		MINIMUM BEND RADIUS	
	INCH	M.M	M.M	PSI	MPA	PSI	MPA	INCH	MM
10AB04	1/4	6.3	14.5	450	3.1	900	6.2	2.5	64
10AB05	5/16	7.9	17.0	450	3.1	900	6.2	3.0	76
10AB06	3/8	9.5	18.5	450	3.1	900	6.2	3.5	89
10AB	13/32	10.3	19.0	450	3.1	900	6.2	3.5	89
10AB	7/16	11.1	21.5	450	3.1	900	6.2	4.0	102
10AB08	1/2	12.7	23.0	450	3.1	900	6.2	4.0	102
10AB	9/16*	14.3*	23.5	450	3.1	900	6.2	4.5	114
10AB10	5/8*	15.9*	25.0	450	3.1	900	6.2	4.5	114

* WITH TWO HIGH TENCITY SYNTHETIC YARN BRAID.

TRACTOR TROLLEY HOSE TT



APPLICATION	SUITABLE FOR HYDRAULIC APPLICATION SUCH AS TRACTOR TROLLEY LIFTING.
LINING	BLACK OIL RESISTANT SYNTHETIC RUBBER.
REINFORCEMENT	ONE AND TWO HIGH TENSILE BRASS COATED STEEL WIRE BRAID/BRAIDS.
COVER	SYNTHETIC RUBBER COMPOUND-ABRASION,OZONE AND OIL RESISTANT.
TEMP,RANGE	-20°C TO 95°C.
BRANDS	RAASVIN-SARTAJ-SAMRAT-ASHOKA-KISSAN FLX-VIRAT-MAXIMATOR.

PRODUCT CODE	DASH NO	DN	NOMINAL BORE		MEAN DIA-METER OVER WIRE	MEAN OUTER COVER DIA-METER	MAXIMUM WORKING PRESSURE		MINIMUM BRUST PRESSURE		MINIMUM BEND RADIUS	
			INCH	M.M	M.M	M.M	PSI	BAR	PSI	BAR	INCH	MM
TT-06	-6	10	3/8*	9.5*	14.9	18.4	2610	180	10440	720	5.5	140
TT-08	-8	12	1/2*	12.7*	17.7	21.5	2320	160	9280	640	7.5	190
TT-06	-6	10	3/8	9.5	16.5	19.9	4000	276	16000	1104	5.5	140
TT-08	-8	12	1/2	12.7	19.5	22.9	3500	241	14000	964	7.5	190

* WITH ONE HIGH TENSILE BRASS COATED STEEL BRAID.

RAASVIN BELIVES IN....

T

TECHNOLOGY
ENABLE US TO
MAKE IT ADAPTABLE
FOR ANY
ENVIRONMENT

R

ROBUST
IS A FEATURE
WHICH MAKS US
UNIQUE IN THE
MARKET.

U

UNITED
EVERY INDIVIDUAL
WORK HARD AS
A TEAM.

S

SAFETY
IS A BASE LINE
NO MATTER WHAT
ENVIRONMENT OUR
PRODUCT IS
APPLIED.

T

TRENDSETTERS
PIONEERS IN
INNOVATION.

CORPORATE OFFICE

RAASVIN RUBBERS PRIVATE LTD

25, MPLUN COMPLEX, INDUSTRIAL ESTATE
GOVINDPURA, BHOPAL - 462023 (M.P.) INDIA
PHONE - (91) 0755-2585838, 4260710, 4271757
FAX : (91) 0755 - 426079
email : raasvin@raasvin.com, sales@raasvin.com
Website : www.raasvin.com

MANUFACTURING UNITS

(I) RAASVIN RUBBERS PRIVATE LTD

UNIT I - PLOT NO. 6-B, SECTOR - I
INDUSTRIAL ESTATE, GOVINDPURA
BHOPAL - 462023

(II) RAASVIN RUBBERS PRIVATE LTD

UNIT II - MAHADEV PANI ROAD , SEHATGANJ
DIST. - RAISEN (M.P.)